

# Valves

## 2-Way Threaded Valves

### V5822A 2-Way Small Valve



2-way small valve for individual room control, small reheaters, coolers and fan coil units. Conical sealing ports.

Stroke: 6.5mm Flow: Equal % Pressure: PN16 Temp: 2-120°C  
Refer to Fittings for Valves (Part No's, ACN-15S, ACN-15T, ACN-20S, ACN-20T)

DN	Kvs	Actuator: On/Off Floating	Actuator: Modulating	Part Number	Stock/ Indent
15	0.16	M7410C1007 Close Off Pres. 1600 kPa	M7410E1002 Close Off Pres. 1600 kPa	V5822A1006	I
15	0.25	M7410C1007 Close Off Pres. 1600 kPa	M7410E1002 Close Off Pres. 1600 kPa	V5822A1014	AUS
15	0.40	M7410C1007 Close Off Pres. 1600 kPa	M7410E1002 Close Off Pres. 1600 kPa	V5822A1022	AUS
15	0.63	M7410C1007 Close Off Pres. 1600 kPa	M7410E1002 Close Off Pres. 1200 kPa	V5822A1030	AUS
15	1.00	M7410C1007 Close Off Pres. 1200 kPa	M7410E1002 Close Off Pres. 1200 kPa	V5822A1048	AUS
15	1.60	M7410C1007 Close Off Pres. 1200 kPa	M7410E1002 Close Off Pres. 1200 kPa	V5822A1055	S
20	2.50	M7410C1007 Close Off Pres. 400 kPa	M7410E1002 Close Off Pres. 400 kPa	V5822A1063	S
20	4.00	M7410C1007 Close Off Pres. 400 kPa	M7410E1002 Close Off Pres. 400 kPa	V5822A1071	AUS
15	1.60	M7410C1007 Close Off Pres. 400 kPa	M7410E1002 Close Off Pres. 400 kPa	V5822A4000	I
20	4.00	M7410C1007 Close Off Pres. 400 kPa	M7410E1002 Close Off Pres. 400 kPa	V5822A4018	I

# Valves

## 2-Way Threaded Valves

### V5825B 2-Way Small Valve



2-way valve for modulating control of hot/cold water in HVAC systems. Specially suited to high pressure and high temperature. Flat/gasket sealing ports. Normally closed and pressure balanced.

Stroke: 6.5mm Flow: Equal % Pressure: PN25 Temp: 2-130°C


Refer to Fittings for Valves (Part No's, ACS-15T, ACS-20T, ACS-25T, ACS-32T)

DN	Kvs	Actuator: On/Off Floating	Actuator: Modulating	Part Number	Stock/ Indent
15	0.40	M7410C1015 Close Off Pres 1600 kPa ML6435B1008 Close Off Pres 2500 kPa	M7410E1028 Close Off Pres 1600 kPa ML7435B1004 Close Off Pres 2500 kPa	V5825B1019	I
15	0.63	M7410C1015 Close Off Pres 1600 kPa ML6435B1008 Close Off Pres 2500 kPa	M7410E1028 Close Off Pres 1600 kPa ML7435B1004 Close Off Pres 2500 kPa	V5825B1027	I
15	1.00	M7410C1015 Close Off Pres 1600 kPa ML6435B1008 Close Off Pres 2500 kPa	M7410E1028 Close Off Pres 1600 kPa ML7435B1004 Close Off Pres 2500 kPa	V5825B1035	I
15	1.60	M7410C1015 Close Off Pres 1600 kPa ML6435B1008 Close Off Pres 2500 kPa	M7410E1028 Close Off Pres 1600 kPa ML7435B1004 Close Off Pres 2500 kPa	V5825B1043	I
20	2.50	M7410C1015 Close Off Pres 1600 kPa ML6435B1008 Close Off Pres 2500 kPa	M7410E1028 Close Off Pres 1600 kPa ML7435B1004 Close Off Pres 2500 kPa	V5825B1050	AUS
20	4.00	M7410C1015 Close Off Pres 1600 kPa ML6435B1008 Close Off Pres 2500 kPa	M7410E1028 Close Off Pres 1600 kPa ML7435B1004 Close Off Pres 2500 kPa	V5825B1068	I

# Valves

## 2-Way Threaded Valves

### V5842B 2 Way Small Valve




2-way small valve for domestic hot water, small reheaters, coolers and fan coil units. Internal threaded end connections.

Stroke: 6.5mm Flow: Equal % Pressure: PN16 Temp: 2-120°C

DN	Kvs	Actuator: On/Off Floating	Actuator: Modulating	Part Number	Stock/ Indent
25	4.0	M7410C1015 Close Off Pres 1600 kPa ML6435B1008 Close Off Pres 1600 kPa	M7410E1028 Close Off Pres 1600 kPa ML7435E1004 Close Off Pres 1600 kPa	V5842B2008	I
25	6.3	M7410C1015 Close Off Pres 1600 kPa ML6435B1008 Close Off Pres 1600 kPa	M7410E1028 Close Off Pres 1600 kPa ML7435E1004 Close Off Pres 1600 kPa	V5842B2016	AUS
25	10.0	M7410C1015 Close Off Pres 1600 kPa ML6435B1008 Close Off Pres 1600 kPa	M7410E1028 Close Off Pres 1600 kPa ML7435E1004 Close Off Pres 1600 kPa	V5842B2024	I
32	16.0	M7410C1015 Close Off Pres 1200 kPa ML6435B1008 Close Off Pres 1200 kPa	M7410E1028 Close Off Pres 1200 kPa ML7435E1004 Close Off Pres 1200 kPa	V5842B2032	I
40	25.0	M7410C1015 Close Off Pres 1000 kPa ML6435B1008 Close Off Pres 1000 kPa	M7410E1028 Close Off Pres 1000 kPa ML7435E1004 Close Off Pres 1000 kPa	V5842B2040	I

### V5011R 2-Way Threaded Valve



2-way threaded valves for heating, ventilation & air conditioning; hot & chilled water. Internal threaded connections.

Brass Plug/plunger Stroke: 20mm.

Flow: Equal % Pressure: PN16 Temp: Water: 2-120°C @ 1600kPa

Refer to valve V5011P for 25 to 50mm valves.

DN	Kvs	Actuator: On/Off Floating	Actuator: Modulating	Part Number	Stock/ Indent
15	0.6	ML6420A3007 ML6425A, B Close Off Pres. 1600 kPa	ML7420A3055-E ML7425A, B Close Off Pres. 1600 kPa	V5011R1000	I
15	1.6	ML6420A3007 ML6425A, B Close Off Pres. 1600 kPa	ML7420A3055-E ML7425A, B Close Off Pres. 1600 kPa	V5011R1026	AUS
15	2.5	ML6420A3007 ML6425A, B Close Off Pres. 1600 kPa	ML7420A3055-E ML7425A, B Close Off Pres. 1600 kPa	V5011R1034	AUS
15	4.0	ML6420A3007 ML6425A, B Close Off Pres. 1600 kPa	ML7420A3055-E ML7425A, B Close Off Pres. 1600 kPa	V5011R1042	AUS
20	6.3	ML6420A3007 ML6425A, B Close Off Pres. 1600 kPa	ML7420A3055-E ML7425A, B Close Off Pres. 1600 kPa	V5011R1059	AUS

# Valves

## 2-Way Threaded Valves

### V5011P 2 Way Threaded Valve (Water)




2-way threaded valve for heating, ventilation & air conditioning; hot & chilled water. Internal threaded connections.

Stroke: 20mm Brass plug/plunger

Flow: Equal % Pressure: PN20 Temp: Water: 2-120°C max 2000kPa; 120-170°C max 1280kPa

DN	Kvs	Actuator: On/Off Floating	Actuator: Modulating	Part Number	Stock/ Indent
25	10.0	ML6420A3007 ML6425A, B Close Off Pres 1000 kPa	ML7420A3055-E ML7425A, B Close Off Pres 1000 kPa	V5011P1004	AUS
32	16.0	ML6420A3007 ML6425A, B Close Off Pres 700 kPa	ML7420A3055-E ML7425A, B Close Off Pres 700 kPa	V5011P1012	AUS
40	25.0	ML6420A3007 ML6425A, B Close Off Pres 1460 kPa	ML7420A3055-E ML7425A, B Close Off Pres 460 kPa	V5011P1020	AUS
50	40.0	ML6420A3007 ML6425A, B Close Off Pres 260 kPa	ML7420A3055-E ML7425A, B Close Off Pres 260 kPa	V5011P1038	AUS

### V5011S 2-Way Threaded Valve



2-way single seated control or shut-off valve with yellow brass body and stainless plunger. Application for hot water, chilled water, domestic hot water, saturated steam, superheated steam in heating, ventilation & air conditioning.

Stainless Plug/plunger Stroke: 20mm

Flow: Equal % Pressure: PN16 Temp: 2-120°C @ 1600kPa; 120-170°C @ 1490kPa

Please refer to valve V5011P for 32 to 50mm valves.

DN	Kvs	Actuator: On/Off Floating	Actuator: Modulating	Part Number	Stock/ Indent
15	0.6	ML6420A3007 ML6425A, B Close Off Pres. 1600 kPa	ML7420A3055-E ML7425A, B Close Off Pres. 1600 kPa	V5011S1005	I
15	1.6	ML6420A3007 ML6425A, B Close Off Pres. 1600 kPa	ML7420A3055-E ML7425A, B Close Off Pres. 1600 kPa	V5011S1021	I
15	2.5	ML6420A3007 ML6425A, B Close Off Pres. 1600 kPa	ML7420A3055-E ML7425A, B Close Off Pres. 1600 kPa	V5011S1039	S
15	4.0	ML6420A3007 ML6425A, B Close Off Pres. 1600 kPa	ML7420A3055-E ML7425A, B Close Off Pres. 1600 kPa	V5011S1047	S
20	6.3	ML6420A3007 ML6425A, B Close Off Pres. 1600 kPa	ML7420A3055-E ML7425A, B Close Off Pres. 1600 kPa	V5011S1054	S
25	10.0	ML6420A3007 ML6425A, B Close Off Pres. 1000 kPa ML6421A3005 Close Off Pres. 1600 kPa	ML7420A3055-E ML7425A, B Close Off Pres. 1000 kPa ML7421A1032-E Close Off Pres. 1600 kPa	V5011S1062	S

# Valves

## 2-Way Threaded Valves

### V5011P 2 Way Threaded Valve (Steam)



2-way single seated control or shut-off valve with yellow brass body and stainless plunger. Application for hot water, chilled water, domestic hot water, saturated steam, superheated steam in heating, ventilation & air conditioning.

Stainless Plug/Plunger. Stroke: 20mm  
Flow: Linear Pressure: PN12 Temp: 2-120°C @ 690kPa

DN	Kvs	Actuator: On/Off Floating	Actuator: Modulating	Part Number	Stock/ Indent
32	16.0	ML6420A3007 ML6425A, B Close Off Pres 700 kPa	ML7420A3055-E ML7425A, B Close Off Pres 700 kPa	V5011P2002	S
40	25.0	ML6420A3007 ML6425A, B Close Off Pres 460 kPa	ML7420A3055-E ML7425A, B Close Off Pres 460 kPa	V5011P2010	S
50	40.0	ML6420A3007 ML6425A, B Close Off Pres 260 kPa	ML7420A3055-E ML7425A, B Close Off Pres 260 kPa	V5011P2028	I

# Valves

## 2-Way Flanged Valves

### V5328A 2-Way Flanged Valve



2-way flanged valve for heating & air conditioning. Stainless steel trim with cast iron body.

Stroke: 20mm Flow: Equal % Pressure: PN16

Temp: 2-120°C @ 1600kPa; 120-150°C @ 1400kPa; 150-170°C @ 1370kPa

DN	Kvs	Actuator: On/Off - Floating	Actuator Modulating	Part Number	Stock/ Indent
20	6.3	ML6420A3007 ML6425A, B Close Off Pres. 1000 kPa ML6421A3005 Close Off Pres. 1600 kPa	ML7420A3055-E ML7425A, B Close Off Pres. 1000 kPa ML7421A1032-E Close Off Pres. 1600 kPa	V5328A1054	I
25	10.0	ML6420A3007 ML6425A, B Close Off Pres. 1000 kPa ML6421A3005 Close Off Pres. 1600 kPa	ML7420A3055-E ML7425A, B Close Off Pres. 1000 kPa ML7421A1032-E Close Off Pres. 1600 kPa	V5328A1062	NZ
32	16.0	ML6420A3007 ML6425A, B Close Off Pres. 600 kPa ML6421A3005 Close Off Pres. 1600 kPa	ML7420A3055-E ML7425A, B Close Off Pres. 600 kPa ML7421A1032-E Close Off Pres. 1600 kPa	V5328A1070	NZ
40	25.0	ML6420A3007 ML6425A, B Close Off Pres. 350 kPa ML6421A3005 Close Off Pres. 1300 kPa	ML7420A3055-E ML7425A, B Close Off Pres. 350 kPa ML7421A1032-E Close Off Pres. 1300 kPa	V5328A1088	NZ
50	40.0	ML6420A3007 ML6425A, B Close Off Pres. 200 kPa ML6421A3005 Close Off Pres. 750 kPa	ML7420A3055-E ML7425A, B Close Off Pres. 200 kPa ML7421A1032-E Close Off Pres. 750 kPa	V5328A1161	I
65	63.0	ML6420A3007 ML6425A, B Close Off Pres. 120 kPa ML6421A3005 Close Off Pres. 470 kPa	ML7420A3055-E ML7425A, B Close Off Pres. 120 kPa ML7421A1032-E Close Off Pres. 470 kPa	V5328A1179	I
80	100.0	ML6420A3007 ML6425A, B Close Off Pres. 50 kPa ML6421A3005 Close Off Pres. 230 kPa	ML7420A3055-E ML7425A, B Close Off Pres. 50 kPa ML7421A1032-E Close Off Pres. 230 kPa	V5328A1187	I

# Valves

## 2-Way Flanged Valves

### V5328A 2 Way Flanged Valve (Steam)

2-way flanged valve for heating & air conditioning. Stainless steel trim with cast iron body.

Pressure balanced. Stroke: 20mm

Flow: Equal % Pressure: PN16

Temp: 2-120°C @ 1600kPa; 120-150°C @ 1400kPa; 150-170°C @ 1370kPa



DN	Kvs	Actuator: On/Off Floating	Actuator: Modulating	Part Number	Stock/ Indent
50	40.0	ML6420A3007 ML6425A, B Close Off Pres. 1000 kPa ML6421A3005 Close Off Pres. 1600 kPa	ML7420A3055-E ML7425A, B Close Off Pres. 1000 kPa ML7421A1032-E Close Off Pres. 1600 kPa	V5328A2003	I
65	63.0	ML6420A3007 ML6425A, B Close Off Pres. 1000 kPa ML6421A3005 Close Off Pres. 1600 kPa	ML7420A3055-E ML7425A, B Close Off Pres. 1000 kPa ML7421A1032-E Close Off Pres. 1600 kPa	V5328A2011	I
80	100.0	ML6420A3007 ML6425A, B Close Off Pres. 1000 kPa ML6421A3005 Close Off Pres. 1600 kPa	ML7420A3055-E ML7425A, B Close Off Pres. 1000 kPa ML7421A1032-E Close Off Pres. 1600 kPa	V5328A2029	I

# Valves

## 2-Way Flanged Valves

### V5049A 2-Way Flanged Valve



2-way flanged valve for hot water & steam. Cast steel body with stainless steel trim.

Stroke: 20mm (up to DN65) 38mm (DN80-DN150)

Flow: Equal % Pressure: PN25/40

Temp: 2-120°C @ 4000kPa; 120-150°C @ 3920kPa; 150-200°C @ 3800kPa; 200-220°C @ 3720kPa;

DN	Kvs	Actuator: On/Off Floating	Actuator: Modulating	Part Number	Stock/ Indent
15	2.5	ML6420A3007 ML6425A, B Close Off Pres. 1000 kPa ML6421A3005 Close Off Pres. 2500 kPa	ML7420A3055-E ML7425A, B Close Off Pres. 1000 kPa ML7421A1032-E Close Off Pres. 2500 kPa	V5049A1441	I
15	40.0	ML6420A3007 ML6425A, B Close Off Pres. 1000 kPa ML6421A3005 Close Off Pres. 2500 kPa	ML7420A3055-E ML7425A, B Close Off Pres. 1000 kPa ML7421A1032-E Close Off Pres. 2500 kPa	V5049A1458	I
20	6.3	ML6420A3007 ML6425A, B Close Off Pres. 1000 kPa ML6421A3005 Close Off Pres. 2500 kPa	ML7420A3055-E ML7425A, B Close Off Pres. 1000 kPa ML7421A1032-E Close Off Pres. 2500 kPa	V5049A1508	I
25	10.0	ML6420A3007 ML6425A, B Close Off Pres. 1000 kPa ML6421A3005 Close Off Pres. 2500 kPa	ML7420A3055-E ML7425A, B Close Off Pres. 1000 kPa ML7421A1032-E Close Off Pres. 2500 kPa	V5049A1565	I
32	16.0	ML6420A3007 ML6425A, B Close Off Pres. 600 kPa ML6421A3005 Close Off Pres. 2500 kPa	ML7420A3055-E ML7425A, B Close Off Pres. 600 kPa ML7421A1032-E Close Off Pres. 2000 kPa	V5049A1573	I
40	25.0	ML6420A3007 ML6425A, B Close Off Pres. 350 kPa ML6421A3005 Close Off Pres. 2000 kPa	ML7420A3055-E ML7425A, B Close Off Pres. 350 kPa ML7421A1032-E Close Off Pres. 1300 kPa	V5049A1581	I
50	40.0	ML6420A3007 ML6425A, B Close Off Pres. 200 kPa ML6421A3005 Close Off Pres. 750 kPa	ML7420A3055-E ML7425A, B Close Off Pres. 200 kPa ML7421A1032-E Close Off Pres. 750 kPa	V5049A1599	I

# Valves

## 2-Way Flanged Valves

### V5049A 2-Way Flanged Valve Cont..

DN	Kvs	Actuator: On/Off	Actuator: Modulating	Part Number	Stock/ Indent
65	63.0	ML6420A3007 ML6425A, B Close Off Pres. 120 kPa ML6421A3005 Close Off Pres. 500 kPa	ML7420A3055-E ML7425A, B Close Off Pres. 120 kPa ML7421A1032-E Close Off Pres. 500 kPa	V5049A1607	I
80	100.0	ML6421B3004 Close Off Pres. 230 kPa	ML7421B1023-E Close Off Pres. 230 kPa	V5049A1615	I
100	160.0	ML6421B3004 Close Off Pres. 230 kPa	ML7421B1023-E Close Off Pres. 230 kPa	V5049A1623	I

### V5088A 2 Way Flanged Valve (Water)

2-way flanged valve for heating & air conditioning. Stainless steel trim with cast iron body.

Pressure balanced Stroke: 38mm

Flow: Equal % Pressure: PN16

Temp: 2-120°C @ 1600kPa; 120-150°C @ 1440kPa; 150-200°C @ 1280kPa; 200-220°C @ 1200kPa



DN	Kvs	Actuator: On/Off Floating	Actuator: Modulating	Part Number	Stock/ Indent
100	160.0	ML6421B3004 Close Off Pres. 1000 kPa	ML7421B1023-E Close Off Pres. 1000 kPa	V5088A1005	I
125	250.0	ML6421B3004 Close Off Pres. 1000 kPa	ML7421B1023-E Close Off Pres. 1000 kPa	V5088A1013	I
150	360.0	ML6421B3004 Close Off Pres. 1000 kPa	ML7421B1023-E Close Off Pres. 1000 kPa	V5088A1021	I

### V5088A 2 Way Flanged Valve (Steam)

2-way flanged valve for heating & air conditioning. Stainless steel trim with cast iron body.

Pressure balanced. Stroke: 38mm

Flow: Equal % Pressure: PN16

Temp: 2-120°C @ 1600kPa; 120-150°C @ 1440kPa; 150-200°C @ 1280kPa; 200-220°C @ 1200kPa;



DN	Kvs	Actuator: On/Off Floating	Actuator: Modulating	Part Number	Stock/ Indent
100	160.0	ML6421B3004 Close Off Pres. 1000 kPa	ML7421B1023-E Close Off Pres. 1000 kPa	V5088A2003	I
125	250.0	ML6421B3004 Close Off Pres. 1000 kPa	ML7421B1023-E Close Off Pres. 1000 kPa	V5088A2011	I
150	360.0	ML6421B3004 Close Off Pres. 1000 kPa	ML7421B1023-E Close Off Pres. 1000 kPa	V5088A2029	I

# Valves

## 2-Way Flanged Valves

### V5016A 2-Way Flanged Valve (Pressure Balanced)



Single seated 2-way flanged valve used for modulating control of chilled/hot water & steam. Nodular iron body, Stainless plug, stem and seat. Noiseoptimised and balanced, these valves are specifically designed for high differential pressure applications. Replaces V176A valves.

Stroke: 20mm (up to DN80); 38mm (DN100-DN150)

Flow: Equal % Pressure: PN16 Temp: 2-180°C @ 1600kPa

DN	Kvs	Actuator: On/Off - Floating	Actuator: Modulating	Part Number	Stock/ Indent
20	6.3	ML6420A3007 ML6425A, B Close Off Pres. 1600 kPa	ML7420A3055-E ML7425A, B Close Off Pres. 1600 kPa	V5016A1077	I
25	10.0	ML6420A3007 ML6425A, B Close Off Pres. 1600 kPa	ML7420A3055-E ML7425A, B Close Off Pres. 1600 kPa	V5016A1085	I
32	16.0	ML6420A3007 ML6425A, B Close Off Pres. 1600 kPa	ML7420A3055-E ML7425A, B Close Off Pres. 1600 kPa	V5016A1093	I
40	25.0	ML6420A3007 ML6425A, B Close Off Pres. 1600 kPa	ML7420A3055-E ML7425A, B Close Off Pres. 1600 kPa	V5016A1101	I
50	40.0	ML6420A3007 ML6425A, B Close Off Pres. 1600 kPa	ML7420A3055-E ML7425A, B Close Off Pres. 1600 kPa	V5016A1119	I
65	63.0	ML6420A3007 ML6425A, B Close Off Pres. 1600 kPa	ML7420A3055-E ML7425A, B Close Off Pres. 1600 kPa	V5016A1127	I
80	100.0	ML6420A3007 ML6425A, B Close Off Pres. 1600 kPa	ML7420A3055-E ML7425A, B Close Off Pres. 1600 kPa	V5016A1135	I
100	160.0	ML6421B3004 Close Off Pres. 1600 kPa	ML7420A1023-E Close Off Pres. 1600 kPa	V5016A1143	I
125	250.0	ML6421B3004 Close Off Pres. 1600 kPa	ML7420A1023-E Close Off Pres. 1600 kPa	V5016A1150	I
150	360.0	ML6421B3004 Close Off Pres. 1600 kPa	ML7420A1023-E Close Off Pres. 1600 kPa	V5016A1168	I

# Valves

## 2-Way Flanged Valves

### V5025A 2-Way Flanged Valve



Single seated 2-way flanged valve used for modulating control of chilled/hot water & steam. Nodular iron body, stainless plug, stem and seat. Noise optimised and balanced, these valves are specifically designed for high differential pressure applications. Replaces V5025BA valves.

Stroke: 20mm (up to DN80); 38mm (DN100-DN150)

Flow: Equal % Pressure: PN25

Temp: 2-120°C @ 2500kPa; 120-160°C @ 2250kPa; 60-200°C @ 2000kPa

DN	Kvs	Actuator: On/Off - Floating	Actuator: Modulating	Part Number	Stock/ Indent
20	6.3	ML6420A3007 ML6425A, B Close Off Pres. 2500 kPa	ML7420A3055-E ML7425A, B Close Off Pres. 2500 kPa	V5025A1076	I
25	10.0	ML6420A3007 ML6425A, B Close Off Pres. 2500 kPa	ML7420A3055-E ML7425A, B Close Off Pres. 2500 kPa	V5025A1084	I
32	16.0	ML6420A3007 ML6425A, B Close Off Pres. 2500 kPa	ML7420A3055-E ML7425A, B Close Off Pres. 2500 kPa	V5025A1092	I
40	25.0	ML6420A3007 ML6425A, B Close Off Pres. 2500 kPa	ML7420A3055-E ML7425A, B Close Off Pres. 2500 kPa	V5025A1100	I
50	40.0	ML6420A3007 ML6425A, B Close Off Pres. 2500 kPa	ML7420A3055-E ML7425A, B Close Off Pres. 2500 kPa	V5025A1118	I
65	63.0	ML6420A3007 ML6425A, B Close Off Pres. 2500 kPa	ML7420A3055-E ML7425A, B Close Off Pres. 2500 kPa	V5025A1126	I
80	100.0	ML6420A3007 ML6425A, B Close Off Pres. 2500 kPa	ML7420A3055-E ML7425A, B Close Off Pres. 2500 kPa	V5025A1134	I
100	160.0	ML6421B3004 Close Off Pres. 2500 kPa	ML7421B1023-E Close Off Pres. 2500 kPa	V5025A1142	I
125	250.0	ML6421B3004 Close Off Pres. 2500 kPa	ML7421B1023-E Close Off Pres. 2500 kPa	V5025A1159	I
150	360.0	ML6421B3004 Close Off Pres. 2500 kPa	ML7421B1023-E Close Off Pres. 2500 kPa	V5025A1167	I

# Valves

## 3-Way Threaded Valves

### V5823A 3-Way Small Linear Valve



3-way small linear valve for individual room control, small reheaters, coolers and fan coil units. Conical sealing ports.

Stroke: 6.5mm Flow: Equal % A-AB, Linear B-AB Pressure: PN16 Temp: 2-120°C

DN	Kvs	Actuator: On/Off Floating	Actuator: Modulating	Part Number	Stock/ Indent
15	0.25	M7410C1007 Close Off Pres. 800 kPa	M7410E1002 Close Off Pres. 800 kPa	V5823A2003	I
15	0.40	M7410C1007 Close Off Pres. 800 kPa	M7410E1002 Close Off Pres. 800 kPa	V5823A2011	I
15	0.63	M7410C1007 Close Off Pres. 800 kPa	M7410E1002 Close Off Pres. 800 kPa	V5823A2029	I
15	1.00	M7410C1007 Close Off Pres. 250 kPa	M7410E1002 Close Off Pres. 250 kPa	V5823A2037	AUS
15	1.60	M7410C1007 Close Off Pres. 250 kPa	M7410E1002 Close Off Pres. 250 kPa	V5823A2045	S
20	2.50	M7410C1007 Close Off Pres. 240 kPa	M7410E1002 Close Off Pres. 240 kPa	V5823A2151	S
20	4.00	M7410C1007 Close Off Pres. 240 kPa	M7410E1002 Close Off Pres. 240 kPa	V5823A2169	AUS
15	1.60	M7410C1007 Close Off Pres. 250 kPa	On/Off only	V5823A4009	I
20	2.50	M7410C1007 Close Off Pres. 100 kPa	On/Off only	V5823A4017	I

# Valves

## 3-Way Threaded Valves

### V5843A 3 Way Small Valve



3-way small valve for domestic hot water, small reheaters, coolers, and fan coil units. Internal thread end connections.

Stroke: 6.5mm Flow: Equal % A-AB, Linear B-AB Pressure: PN16 Temp: 2-120°C

DN	Kvs	Actuator: On/Off Floating	Actuator: Modulating	Part Number	Stock/ Indent
25	4.0	M7410C1015 Close Off Pres. 600kPa ML6435B1008 Close Off Pres. 1600kPa	M7410E1028 Close Off Pres. 600kPa ML7435E1004 Close Off Pres. 1600kPa	V5843A2009	I
25	6.3	M7410C1015 Close Off Pres. 600kPa ML6435B1008 Close Off Pres. 1600kPa	M7410E1028 Close Off Pres. 600kPa ML7435E1004 Close Off Pres. 1600kPa	V5843A2017	I
25	10.0	M7410C1015 Close Off Pres. 600kPa ML6435B1008 Close Off Pres. 1600kPa	M7410E1028 Close Off Pres. 600kPa ML7435E1004 Close Off Pres. 1600kPa	V5843A2025	AUS
32	16.0	M7410C1015 Close Off Pres. 500kPa ML6435B1008 Close Off Pres. 1200kPa	M7410E1028 Close Off Pres. 500kPa ML7435E1004 Close Off Pres. 1200kPa	V5843A2033	I
40	20.0	M7410C1015 Close Off Pres. 400kPa ML6435B1008 Close Off Pres. 1000kPa	M7410E1028 Close Off Pres. 400kPa ML7435E1004 Close Off Pres. 1000kPa	V5843A2041	I

### V5013R 3-Way Threaded Valve



3-way threaded valves. Applications for heating, ventilation & air conditioning; constant volume circuits; Domestic hot water applications; hot and chilled water.

Stroke: 20mm Flow: Equal % A-AB, Linear B-AB Pressure: PN16  
Temp: 2-120°C @ 1600kPa; 120-170°C @ 1490kPa

Refer to valve V5013P for 32mm, 40mm and 50mm valves.

DN	Kvs	Actuator: On/Off Floating	Actuator: Modulating	Part Number	Stock/ Indent
15	2.5	ML6420A3007 ML6425A,B Close Off Pres. 1600 kPa	ML7420A3055-E ML7425A,B Close Off Pres. 1600 kPa	V5013R1032	AUS
20	6.3	ML6420A3007 ML6425A,B Close Off Pres. 1600 kPa	ML7420A3055-E ML7425A,B Close Off Pres. 1600 kPa	V5013R1057	S
25	10.0	ML6420A3007 ML6425A,B Close Off Pres. 1000 kPa ML6421A3005 Close Off Pres. 1600kPa	ML7420A3055-E ML7425A,B Close Off Pres. 1000 kPa ML7421A1032-E Close Off Pres. 1600kPa	V5013R1065	S

# Valves

## 3-Way Threaded Valves

### V5013P 3 Way Threaded Valve



3-way threaded valves. Applications for heating, ventilation & air conditioning; constant volume circuits; domestic hot water applications; hot and chilled water.

Stroke: 20mm Flow: Equal % A-AB, Linear B-AB Pressure: PN20  
Temp: 2-120°C @ 2000kPa; 120-170°C @ 1280kPa

DN	Kvs	Actuator: On/Off Floating	Actuator: Modulating	Part Number	Stock/ Indent
32	16.0	ML6420A3007 ML6425A,B Close Off Pres. 700 kPa	ML7420A3055-E ML7425A,B Close Off Pres. 700 kPa	V5013P1002	I
40	25.0	ML6420A3007 ML6425A,B Close Off Pres. 460 kPa	ML7420A3055-E ML7425A,B Close Off Pres. 460 kPa	V5013P1010	I
50	40.0	ML6420A3007 ML6425A,B Close Off Pres. 260 kPa	ML7420A3055-E ML7425A,B Close Off Pres. 260 kPa	V5013P1028	I

## 3-Way Flanged Valves

### V5329C/V5015A 3-Way Flanged Valves



3-way flanged valves for heating & air conditioning and greenhouse applications.

Stroke: 38mm (V5015); 20mm (V5329C) Flow: Equal % A-AB, Linear B-AB Pressure: PN6

DN	Kvs	Actuator: On/Off Floating	Actuator: Modulating	Part Number	Stock/ Indent
40	25.0	ML6421A3005 Close Off Pres. 600kPa	ML7421A1032-E Close Off Pres. 600kPa	V5329C1059	I
50	40.0	ML6421A3005 Close Off Pres. 600kPa	ML7421A1032-E Close Off Pres. 600kPa	V5329C1067	I
65	63.0	ML6421A3005 Close Off Pres. 600kPa	ML7421A1032-E Close Off Pres. 600kPa	V5329C1075	S
80	100.0	ML6421A3005 Close Off Pres. 400kPa	ML7421A1032-E Close Off Pres. 400kPa	V5329C1083	I
100	140.0	ML6421B3004 Close Off Pres. 150kPa	ML7421A1023-E Close Off Pres. 150kPa	V5015A1151	I
125	220.0	ML6421B3004 Close Off Pres. 120kPa	ML7421A1023-E Close Off Pres. 120kPa	V5015A1169	I
150	310.0	ML6421B3004 Close Off Pres. 80kPa	ML7421A1023-E Close Off Pres. 80kPa	V5015A1177	I

# Valves

## 3-Way Flanged Valves

### V5329A 3-Way Flanged Valve



3-way flanged valves for heating & air conditioning and steam applications.

Stroke: 20mm Flow: Equal % A-AB, Linear B-AB Pressure: PN16

Temp: 2-120°C @ 1600kPa; 120-150°C @ 1440kPa; 150-170°C @ 1370kPa

DN	Kvs	Actuator: On/Off Floating	Actuator: Modulating	Part Number	Stock/ Indent
40	25.0	ML6420A3007 ML6425A, B Close Off Pres. 480kPa ML6421A3005 Close Off Pres. 1000kPa	ML7420A3055-E ML7425A, B Close Off Pres. 480kPa ML7421A1032-E Close Off Pres. 1000kPa	V5329A1053	I
50	40.0	ML6420A3007 ML6425A, B Close Off Pres. 260kPa ML6421A3005 Close Off Pres. 1000kPa	ML7420A3055-E ML7425A, B Close Off Pres. 260kPa ML7421A1032-E Close Off Pres. 1000kPa	V5329A1061	I
65	63.0	ML6420A3007 ML6425A, B Close Off Pres. 160kPa ML6421A3005 Close Off Pres. 650kPa	ML7420A3055-E ML7425A, B Close Off Pres. 160kPa ML7421A1032-E Close Off Pres. 650kPa	V5329A2077	I
80	100.0	ML6420A3007 ML6425A, B Close Off Pres. 100kPa ML6421A3005 Close Off Pres. 400kPa	ML7420A3055-E ML7425A, B Close Off Pres. 100kPa ML7421A1032-E Close Off Pres. 400kPa	V5329A2085	I

# Valves

## 3-Way Flanged Valves

### V5050A 3-Way Flanged Valve (15-80mm)



3-way flanged valves to be used in hot water and steam.

Stroke: 20mm Flow: Equal % A-AB, Linear B-AB Pressure: PN25/40

Temp: 2-120°C @ 4000kPa; 120-150°C @ 3920kPa; 150-200°C @ 3800kPa; 200-220°C @ 3720kPa

DN	Kvs	Actuator: On/Off Floating	Actuator: Modulating	Part Number	Stock/ Indent
15	2.5	ML6420A3007 ML6425A, B Close Off Pres. 1000kPa ML6421A3005 Close Off Pres. 2500kPa	ML7420A3055-E ML7425A, B Close Off Pres. 1000kPa ML7421A1032-E Close Off Pres. 2500kPa	V5050A1124	I
15	4	ML6420A3007 ML6425A, B Close Off Pres. 1000kPa ML6421A3005 Close Off Pres. 2500kPa	ML7420A3055-E ML7425A, B Close Off Pres. 1000kPa ML7421A1032-E Close Off Pres. 2500kPa	V5050A1132	I
25	10	ML6420A3007 ML6425A, B Close Off Pres. 1000kPa ML6421A3005 Close Off Pres. 2500kPa	ML7420A3055-E ML7425A, B Close Off Pres. 1000kPa ML7421A1032-E Close Off Pres. 2500kPa	V5050A1157	I
32	16	ML6420A3007 ML6425A, B Close Off Pres. 600kPa ML6421A3005 Close Off Pres. 2000kPa	ML7420A3055-E ML7425A, B Close Off Pres. 600kPa ML7421A1032-E Close Off Pres. 2000kPa	V5050A1165	I
40	25	ML6420A3007 ML6425A, B Close Off Pres. 350kPa ML6421A3005 Close Off Pres. 1300kPa	ML7420A3055-E ML7425A, B Close Off Pres. 350kPa ML7421A1032-E Close Off Pres. 1300kPa	V5050A1173	I
50	40	ML6420A3007 ML6425A, B Close Off Pres. 200kPa ML6421A3005 Close Off Pres. 750kPa	ML7420A3055-E ML7425A, B Close Off Pres. 200kPa ML7421A1032-E Close Off Pres. 750kPa	V5050A1181	I
65	63	ML6420A3007 ML6425A, B Close Off Pres. 120kPa ML6421A3005 Close Off Pres. 500kPa	ML7420A3055-E ML7425A, B Close Off Pres. 120kPa ML7421A1032-E Close Off Pres. 500kPa	V5050A1199	I
80	100	ML6420A3007 ML6425A, B Close Off Pres. 50kPa ML6421A3005 Close Off Pres. 230kPa	ML7420A3055-E ML7425A, B Close Off Pres. 50kPa ML7421A1032-E Close Off Pres. 230kPa	V5050A1207	I

# Valves

## 3-Way Flanged Valves

### V5050A 3-Way Flanged Valve (100-150mm)

3-way flanged valves to be used in hot water and steam.

Stroke: 38mm Flow: Equal % A-AB, Linear B-AB Pressure: PN16  
Temp: 2-120°C @ 1600kPa; 120-150°C @ 1440kPa



DN	Kvs	Actuator: On/Off Floating	Actuator: Modulating	Part Number	Stock/ Indent
100	140	ML6421B3004 Close Off Pres. 150kPa	ML7421B1023-E Close Off Pres. 150kPa	V5050A2088	I
125	220	ML6421B3004 Close Off Pres. 120kPa	ML7421B1023-E Close Off Pres. 120kPa	V5050A2106	I
150	310	ML6421B3004 Close Off Pres. 80kPa	ML7421B1023-E Close Off Pres. 80kPa	V5050A2114	I

## Motorised Hydronic Valve Packs

### V4043/V4044 and V8043/V8044 Valves

Two position valve and actuator motors for controlling the flow of hot or cold water, 24 Vac or 240 Vac.

SPST control, Drive Open/Spring Return. Temp: 5-88/93/116°C



Valve size __ Pipe Connection	Kvs	Type	Electrical Connections	Part Number	Stock/ Indent
3/8" Flare	3.4	2-Way NC	240V 2 Wire	V4043C1248B	I
1/2" Flare	3.4	2-Way NC	24V 2 Wire	V8043C1116	I
1" BSP	8.6	2-Way NO	24V 2 Wire	V8043B1068B	I
1/2" Flare	3.4	3-Way NC	240V 2 Wire	V4044A1100	I
1/2" Flare	3.4	3-Way NO	24V 2 Wire	V8044E1003	I

# Valves

## Motorised Hydronic Valve Packs

### VC Motorised 2 Way Valve Pack



2 way balanced hydronic valves offers On/Off control of hot and/or cold water flow in both domestic boiler heating and in small commercial heating and cooling applications. Actuator is Drive Open/Drive Closed, and includes 1m cable.

Timing: 7s Flow: On/Off Temp: 1-95°C  
Pressure Rating: Static: 2,000kPa Burst: 10,000kPa Close off: 400 kPa Differential

Valve size	Pipe Connection	Kvs	Electrical Connections	Part Number	Stock/ Indent
1/2"	Sweat	3.0	240V 2 Wire + Common SPST Switch	VC4013AA1000	I
1/2"	BSPT Internal Thread	3.0	240V 2 Wire + Common SPST Switch	VC4013AB1000	AUS
1/2"	BSPP Internal Thread	3.0	240V 2 Wire + Common SPST Switch	VC4013AF1000	I
3/4"	22mm Compression	5.3	240V 2 Wire + Common SPST Switch	VC4013AG1000	I
3/4"	BSPP Internal Thread	5.3	240V 2 Wire + Common SPST Switch	VC4013AJ1000	AUS
3/4"	NPT Internal Thread	5.4	240V 2 Wire + Common SPST Switch	VC4013AL1000	I
3/4"	Sweat	5.0	240V 2 Wire + Common SPST Switch	VC4013AM1000	I
1"	BSPP Internal Thread	6.0	240V 2 Wire + Common SPST Switch	VC4013AP1000	I
1/2"	BSPP Internal Thread	3.0	240V 3 Wire SPDT Switch	VC6013AF1000	I
3/4"	BSPP Internal Thread	5.3	240V 3 Wire SPDT Switch	VC6013AJ1000	I
3/4"	NPT Internal Thread	5.4	240V 3 Wire SPDT Switch	VC6013AL1000	I
1"	BSPP Internal Thread	6	240V 3 Wire SPDT Switch	VC6013AP1000	I

### VC Motorised 3 Way Valve Pack

3 way balanced hydronic valves offers On/Off control of hot and/or cold water flow in both domestic boiler heating and in small commercial heating and cooling applications. Actuator is Drive Open/Drive Closed, and includes 1m cable.

Timing: 7s Flow: On/Off Temp: 1-95°C  
Pressure Rating: Static: 2,000kPa Burst: 10,000kPa Close off: 400 kPa Differential

Valve Size	Pipe Connection	Kvs	Electrical Connections	Part Number	Stock/ Indent
1/2"	BSPT Internal Thread	3.4	240V 2 Wire + Common SPST Switch	VC4013ME6000	I
3/4"	BSPT Internal Thread	7.0	240V 2 Wire + Common SPST Switch	VC4013MH6000	I
1"	28mm Compression	7.7	240V 2 Wire + Common SPST Switch	VC4013MM6000	AUS
1"	BSPP Internal Thread	7.7	240V 2 Wire + Common SPST Switch	VC4013MP6000	I
1/2"	Flare	3.4	240V 3 Wire SPDT Switch	VC6013MC6000	I
3/4"	BSPT Internal Thread	7.0	240V 3 Wire SPDT Switch	VC6013MJ6000	I
3/4"	Sweat	6.4	240V 3 Wire SPDT Switch	VC6013ML6000	I

# Valves

## Hydronic Valve Components

### VC Actuators



The VC series valves are also available in component form due to modular construction. The actuators will fit on all VC valve bodies and are drive open/drive closed.

Actuator Ratings: 24Vac 50Hz (Blue Label); 200-240Vac 50Hz (Red Label)  
2 Position - 6W 7sec Floating/Modulating - 4W 140sec Includes 1m cable.

Type	Voltage	Connections	Switch	Part Number	Stock/ Indent
2 Position	24Vac	2 wire + common	SPST	VC8011ZZ00	I
2 Position	240Vac	2 wire + common	SPST	VC4013ZZ00E	I
2 Position	240Vac	3 wire	SPDT	VC6013ZZ00	I
Floating	24Vac	3 wire	3 Position	VC6931ZZ11	I
Modulating	24Vac	3 wire	0/2-10Vdc	VC7931ZZ11	I

### VC Valve Bodies



The balanced 2 and 3 way hydronic valves are available in a range of sizes, flow rates and thread configurations.

Type	Size	End Connections	Kvs	Part Number	Stock/ Indent
2 Way	1/2"	BSPP Internal Thread	3.0	VCZAF1000	I
2 Way	3/4"	BSPT Internal Thread	5.3	VCZAK1000	I
2 Way	1"	BSPT Internal Thread	6.0	VCZAT1100	I
3 Way	1/2"	BSPP Internal Thread	3.4	VCZME6000	I
3 Way	3/4"	BSPT Internal Thread	7.0	VCZMJ6000	I
3 Way	1"	BSPT Internal Thread	7.7	VCZMT6000	I

### VC Valve Cartridges



To rebuild the valve, cartridges are available in On-Off, linear and equal percentage flow characteristics.

Temperature: 1-95°C  
Pressure Rating: Static: 2000kPa Burst: 10000kPa Close Off: 400kPa differential

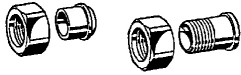
Type	Flow Characteristic	Part Number	Stock/ Indent
2 Way	On-Off	VCZZ1000	I
3 Way	On-Off	VCZZ6000	I
2 Way	Linear	VCZZ1100	I
3 Way	Linear	VCZZ6100	I
2 Way	Equal Percentage	VCZZ1400	I
2 Way	Equal Percentage	VCZZ1600	I

# Valves

## Valve Accessories

### Fittings for Valves

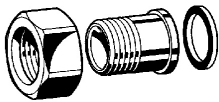
Fitting (one) for V5822A, V5823A valves.



Fit Valve Size DN	Connection Type	Thread	Feature	Part Number	Stock/ Indent
15	Solder	n/a	12mm inner	ACN-15S	AUS
15	Thread	Male	3/8"	ACN-15T	S
20	Solder	n/a	15mm inner	ACN-20S	AUS
20	Thread	Male	1/2"	ACN-20T	NZ

### Fittings for Valves

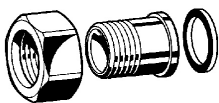
Fitting (one) for V5832B, V5833A valves.



Fit Valve Size DN	Connection Type	Thread	Feature	Part Number	Stock/ Indent
25	Solder			AC-25S	I
25	Thread	Male	1"	AC-25T	I
25	Thread	Female	1"	AC-25TF	AUS
32	Solder			AC-32S	I
32	Thread	Male	1 1/4"	AC-32T	I
32	Thread	Female	1 1/4"	AC-32TF	I
40	Thread	Male	1 1/2"	AC-40T	I
40	Thread	Female	1 1/2"	AC-40TF	I

### Fittings for Valves

Fitting (one) for V5825B valves.

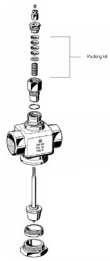


Fit Valve Size DN	Connection Type	Thread	Feature	Part Number	Stock/ Indent
15	Thread	Male	1/2"	ACS-15T	I
20	Thread	Male	3/4"	ACS-20T	AUS
25	Thread	Male	1"	ACS-25T	I
32	Thread	Male	1 1/4"	ACS-32T	I

# Valves

## Valve Accessories

### Valve Packing Kit - Selection Guide



Packing kits are available for most Honeywell valves. Valve model and size are required to select correct kit.

Date	Suit Valves	Stem Diameter (mm)	Valve Size	Part Number	Stock/ Indent
	V5011A, V5011K	6.35	15-32	R43176754-001	S
	V5011A	10	40-80	R43176754-002	S
	V5011P/V5013P	6.35	25-32	88609014-1	I
	V5011P/V5013P	10	40-50	88609014-2	I
	V5049A/B	10	15-80	R43176755-004	AUS
Pre Jan 2003	V5011R/S	10	15-32	R43176754-001	S
	V5049A/B	16	100-150	R43176755-005	AUS
Pre Jan 2003	V5011R/S	10	40-50	R43176754-002	S
From Jan 2003	V5011R/S	10	15-50	R43176754-002	S
	V5013A	6.35	15-32	R43176754-001	S
	V5013A	10	40-80	R43176754-002	S
	V5013G	6.35	15-32	R43176754-001	S
	V176A/B		15-100	903737	I
	V5013G	10	40-80	R43176754-002	S
Pre Jan 2003	V5013R	10	15-32	R43176754-001	S
Pre Jan 2003	V5013R	10	40-50	R43176754-002	S
From Jan 2003	V5013R	10	15-50	R43176754-002	S
	V5015A	12	100-150	R43176754-005	NZ
	V5016A	10	15-80	R43176755-004	AUS
	V5016A	16	100-150	R43176755-005	AUS
	V5025A	10	15-80	R43176755-004	AUS
	V5025A	16	100-150	R43176755-005	AUS
	V5025B		15-65	903738	I
	V5025B		80-150	903739	I
	V5050A/B	10	15-80	R43176755-004	AUS
	V5050A/B	16	100-150	R43176755-005	AUS
	V5095A	12	100-150	R43176754-005	NZ
	V5328A	6.35	15-32	R43176754-001	S
	V5328A	10	40-80	R43176754-002	S
	V5329A/C	6.35	15-32	R43176754-001	S
	V5329A/C	10	40-80	R43176754-002	S

# Valves

## Rotary Valves

### V5431F Rotary Valve



For supply water, heating and air conditioning; hot/cold water quality VDI2035; glycol water mixture 50%. Manual or electric operation. PN6 flange.

DN	Kvs	Torque Required (Nm)	Feature	Part Number	Stock/Indent
50	40.0	20	M6061L1027, M6061A1021, M7061E1020 Actuator Close-off, Pressure 100.0 (kPa)	V5431F1073	NZ
65	63.0	20	M6061L1027, M6061A1021, M7061E1020 Actuator Close-off, Pressure 100.0 (kPa)	V5431F1081	NZ
80	100.0	30	M6061L1035, M6061A1039 Actuator Close-off, Pressure 100.0 (kPa)	V5431F1099	NZ
100	160.0	40	M6061L1043, M6061A1047 Actuator Close-off, Pressure 70.0 (kPa)	V5431F1107	NZ
150	630.0	40	M6061L1043, M6061A1047 Actuator Close-off, Pressure 50.0 (kPa)	V5431F1123	I

# Valves

## Butterfly Valves

### V4 ABFW Butterfly Valves with On/Off Actuator



The V4 actuated wafer type butterfly valves are suitable for heating and cooling applications. They can also be employed for industrial applications, general services and water treatment. Cast iron body, stainless steel shaft, and ductile iron with epoxy coating disc. Continuous position indicator.

Pressure: PN16 Temp: Max 120°C Actuator: On/Off  
230Vac 50/60Hz IP67 Watertight Temp: -5 to 60°C  
Manually operated models and lug type models available on request.

DN	Kvs	Torque (Nm)	Manual Override	Part Number	Stock/ Indent
50	100	35	Lever	V4-ABFW-EPN16-050-3	I
65	170	35	Lever	V4-ABFW-EPN16-065-3	I
80	281	90	Lever	V4-ABFW-EPN16-080-3	I
100	619	90	Hand wheel	V4-ABFW-EPN16-100-3	I
125	884	90	Hand wheel	V4-ABFW-EPN16-125-3	I
150	1366	150	Hand wheel	V4-ABFW-EPN16-150-3	I
200	2713	150	Hand wheel	V4-ABFW-EPN16-200-3	I
250	4819	400	Hand wheel	V4-ABFW-EPN16-250-3	I
300	7136	500	Hand wheel	V4-ABFW-EPN16-300-3	I
350	10485	1000	Hand wheel	V4-ABFW-EPN16-350-3	I
400	14007	1500	Hand wheel	V4-ABFW-EPN16-400-3	I
450	18560	1500	Hand wheel	V4-ABFW-EPN16-450-3	I
500	23860	2000	Hand wheel	V4-ABFW-EPN16-500-3	I
600	36900	3000	Hand wheel	V4-ABFW-EPN16-600-3	I

# Valves

## Butterfly Valves

### V4 ABFW Butterfly Valves with Modulating Actuator



The V4 actuated wafer type butterfly valves are suitable for heating and cooling applications. They can also be employed for industrial applications, general services and water treatment. Cast iron body, stainless steel shaft, and ductile iron with epoxy coating disc. Continuous position indicator.

Pressure: PN16 Temp: Max 120°C Actuator: Modulating (4-20mA or 0/2-10Vdc selectable)  
230Vac 50/60Hz IP67 Watertight Temp: -5 to 60°C  
Manually operated models and lug type models available on request.

DN	Kvs	Torque (Nm)	Manual Override	Part Number	Stock/ Indent
50	100	35	Lever	V4-ABFW-EPN16-050-4	I
65	170	35	Lever	V4-ABFW-EPN16-065-4	I
80	281	90	Lever	V4-ABFW-EPN16-080-4	I
100	619	90	Hand wheel	V4-ABFW-EPN16-100-4	I
125	884	90	Hand wheel	V4-ABFW-EPN16-125-4	I
150	1366	150	Hand wheel	V4-ABFW-EPN16-150-4	I
200	2713	150	Hand wheel	V4-ABFW-EPN16-200-4	I
250	4819	400	Hand wheel	V4-ABFW-EPN16-250-4	I
300	7136	500	Hand wheel	V4-ABFW-EPN16-300-4	I
350	10485	1000	Hand wheel	V4-ABFW-EPN16-350-4	I
400	14007	1500	Hand wheel	V4-ABFW-EPN16-400-4	I
450	18560	1500	Hand wheel	V4-ABFW-EPN16-450-4	I
500	23860	2000	Hand wheel	V4-ABFW-EPN16-500-4	I
600	36900	3000	Hand wheel	V4-ABFW-EPN16-600-4	I