

V5328A

Flanged Linear Valve PN16 HIGH CLOSE-OFF PRESSURE RATING

SPECIFICATION DATA



General

These single seated valves are used for modulating control of hot / chilled water or steam in heating, ventilating and air conditioning systems.

The valves can be operated by linear actuators ML6420/ML6425, ML7420/ML7425 or ML6421A/ML7421A.

Features

- Cast iron body with flanged end connections
- Low seat leakage rate
- High Close-off Pressure Rating (1000kPa)
- Metal to metal seating for long life span
- Self adjusting packing
- Accurate positioning to ensure state of the art temperature control
- Easy mounting of directly coupled with electric actuators
- Approved according to DIN 32730

Specifications

Action	Stem down to close
Nominal pressure rating	PN16
Plug	Pressure balanced plug
Flow characteristic	Equal percentage
Rangeability	50:1
Leakage rate	≤0.03 % of kvs
Stroke	20 mm
Valve body	
End connections	Flanged per ISO 7005-2
Material	Cast iron (GG25)
Dimensions	See Fig. 1
Trim	
Seat	Stainless steel, replaceable
Stem	Stainless steel
Plug	Stainless steel, skirt guided
Packing rings	Spring loaded PTFE cone
Medium temperature and pressure	2...120 °C ; max. 1600 kPa 120...150 °C ; max. 1400 kPa 150...170 °C ; max. 1370 kPa
Maximum temperature differential in alternating hot/cold water use	60 K

Sizes and flow capacities

Order Number	Valve Size	kvs
V5328A1161	DN50 (for Water)	40.0
V5328A1179	DN65 (for Water)	63.0
V5328A1187	DN80 (for Water)	100.0
V5328A2003	DN50 (for Steam)	40.0
V5328A2011	DN65 (for Steam)	63.0
V5328A2029	DN80 (for Steam)	100.0

Installation

- Water should meet VDI 2035 requirements.
- Do not install valve with stem below the horizontal.
- Fluid flow must correspond with the arrow direction on the valve body.
- The installation of a strainer is strongly recommended.

Close-off Pressure Ratings in kPa

Electric actuators

Actuator		Valve Size		
Model	Force	DN50	DN65	DN80
ML6420A, ML6425A,B ML7420A, ML7425A,B	600 N	1000	1000	1000
ML6421A, ML7421A	1800 N	3000	3000	3000

Dimensions (mm)

Valve

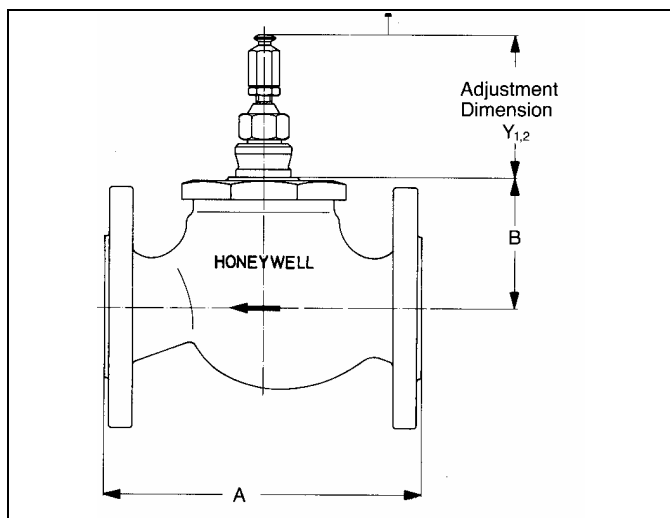


Fig. 1 V5328A

Actuators

Electric actuators

Stem Force/Actuator		
600 N	600 N Spring Return	1800 N
ML6420A ML7420A	ML6425A,B ML7425A,B	M6421A M7421A

Valve Size	A	B	Y ₁
DN50	230	93	89
DN65	290	112	Valve closed
DN80	310	114	

Electric actuators

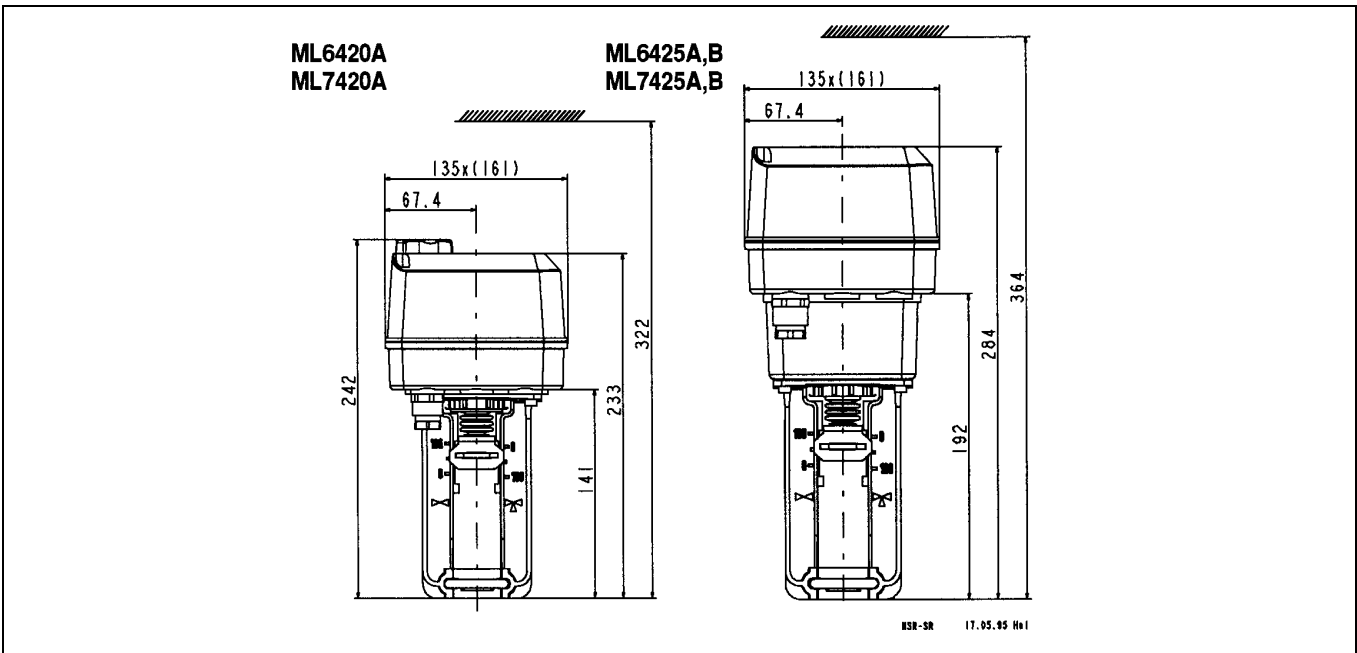


Fig. 3 ML6420A/ML6425A,B and ML7420A/ML7425A,B

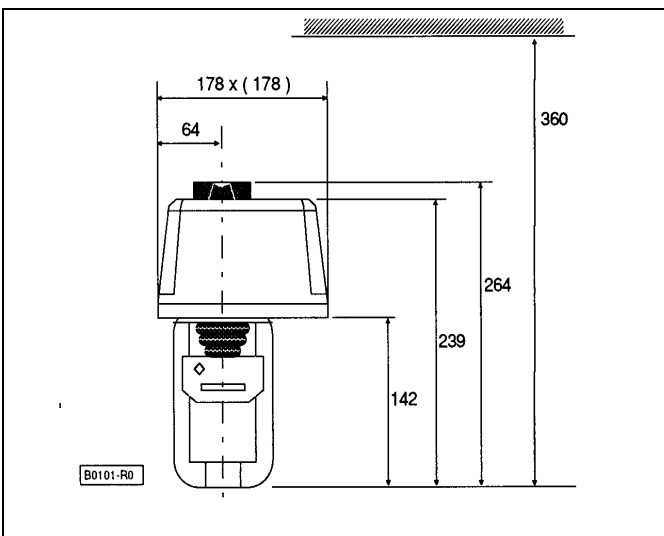


Fig. 4 ML6421A/ML7421A

NOTE: V5328A valves in combination with the following actuators are approved according to DIN 32730:

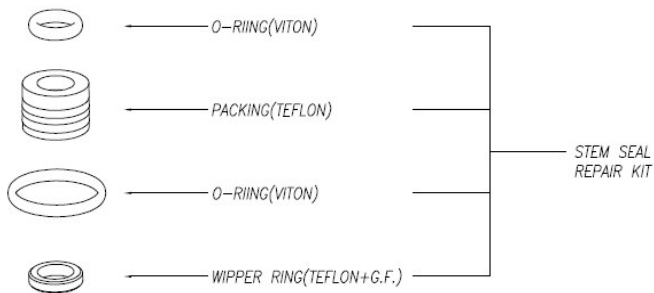
Repair packing kit

Part No.: 88609025 (for Water, DN50...80)
88609026 (for Steam, DN50...80)

a. for water application



b. for steam application



Honeywell

Automation and Control Solutions

Honeywell Taiwan Ltd.
9F, 168 Lien Cheng Road
Chung Ho City, Taipei County, Taiwan
Phone: +886-2-2243 1653
Fax: +886-2-2243 1244

Subject to change without notice. Printed in Taiwan

APEN0H-022TW01A0607